

K.P.R. MILL LIMITED

Corporate Office : 1st Floor Srivari Shrimat, 1045, Avinashi Road, Coimbatore - 641018. India ☎ : 0422-2207777 Fax : 0422-2207778

30.04.2021

The Listing Department
Bombay Stock Exchange Ltd
1st Floor, Rotunda Buildings,
Phiroze Jeejeebhoy Towers,
Mumbai - 400 001

The Listing Department
National Stock Exchange of India Ltd
Exchange Plaza, Plot: C/1, G Block,
Bandra-Kurla Complex, Bandra (E),
Mumbai - 400 051

SCRIP CODE: 532889

SYMBOL: KPRMILL

Dear Sir,

Sub: Investor Presentation for the Quarter ended 31.03.2021

Ref: Disclosure of Material Events

Pursuant to Regulation 30(6) of the Securities and Exchange Board of India (Listing Obligations and Disclosure Requirements) Regulations, 2015 the Investor Presentation for the Quarter ended 31st March, 2021 is uploaded in our Company website www.kprmilllimited.com and being filed with the exchanges.

This is for your kind information and dissemination.

Thanking you,

Yours faithfully

For K.P.R. Mill Limited

2. 
PL Murugappan
Chief Financial Officer

Encl: As above

KPR MILL LIMITED

RESULT UPDATE

Q4FY2021



Safe Harbor



This presentation and the accompanying slides (the “Presentation”), which have been prepared by KPR Mill Limited (the “Company”), have been prepared solely for information purposes and do not constitute any offer, recommendation or invitation to purchase or subscribe for any securities, and shall not form the basis or be relied on in connection with any contract or binding commitment whatsoever. No offering of securities of the Company will be made except by means of a statutory offering document containing detailed information about the Company.

This Presentation has been prepared by the Company based on information and data which the Company considers reliable, but the Company makes no representation or warranty, express or implied, whatsoever, and no reliance shall be placed on, the truth, accuracy, completeness, fairness and reasonableness of the contents of this Presentation. This Presentation may not be all inclusive and may not contain all of the information that you may consider material. Any liability in respect of the contents of, or any omission from, this Presentation is expressly excluded.

Certain matters discussed in this Presentation may contain statements regarding the Company’s market opportunity and business prospects that are individually and collectively forward-looking statements. Such forward-looking statements are not guarantees of future performance and are subject to known and unknown risks, uncertainties and assumptions that are difficult to predict. These risks and uncertainties include, but are not limited to, the performance of the Indian economy and of the economies of various international markets, the performance of the textile industry in India and world-wide, competition, the company’s ability to successfully implement its strategy, the Company’s future levels of growth and expansion, technological implementation, changes and advancements, changes in revenue, income or cash flows, the Company’s market preferences and its exposure to market risks, as well as other risks. The Company’s actual results, levels of activity, performance or achievements could differ materially and adversely from results expressed in or implied by this Presentation. The Company assumes no obligation to update any forward-looking information contained in this Presentation. Any forward-looking statements and projections made by third parties included in this Presentation are not adopted by the Company and the Company is not responsible for such third party statements and projections.

Manufacturing Facilities

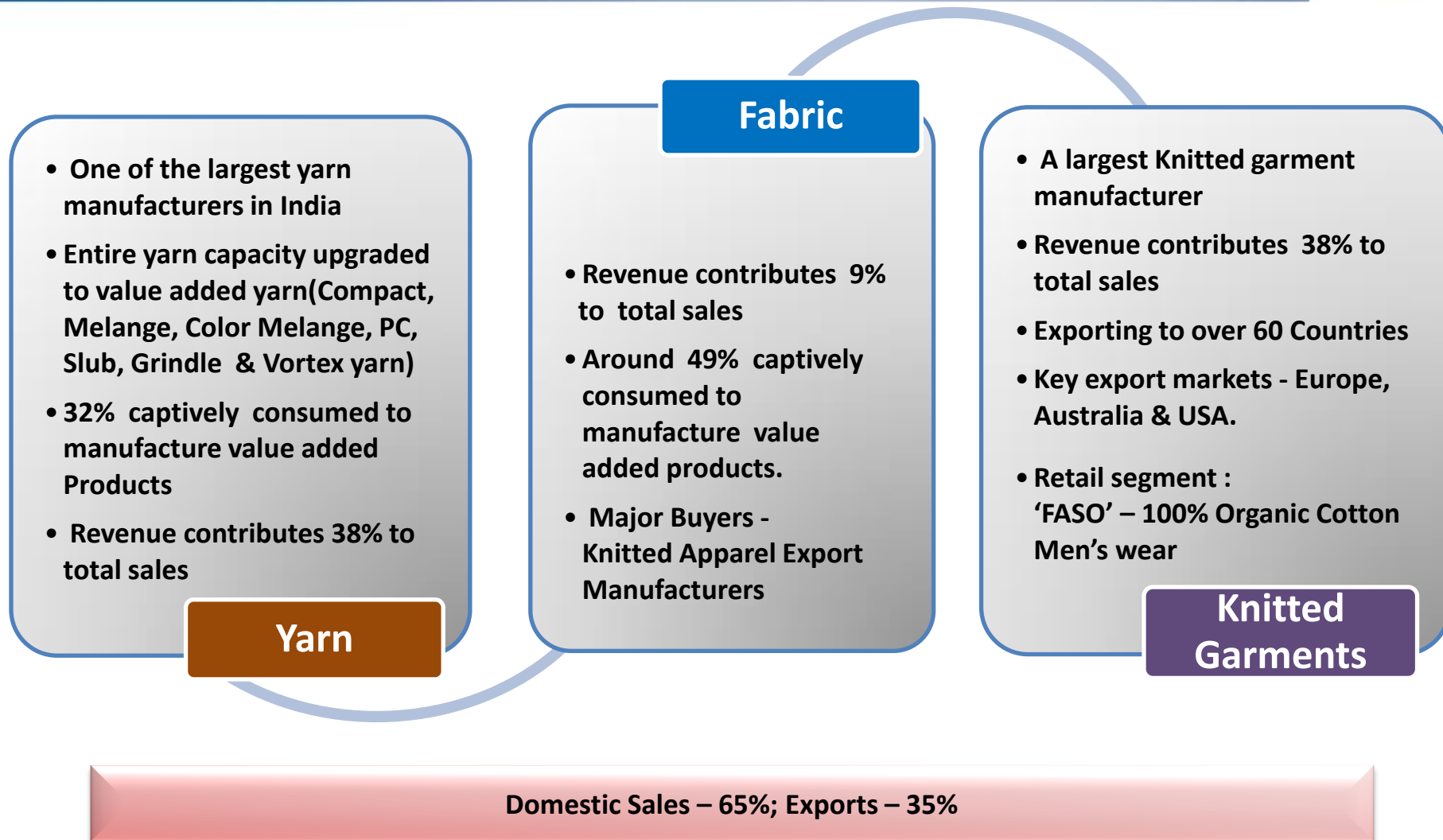


An Overview



- One of the largest vertically integrated textile player with presence across the entire value chain - from “fibre to fashion”
- Best quality cotton ‘Shankar 6’ used as the raw material for consistent quality
- Strategic investment in Wind Power Projects & Co-gen plant for captive consumption
- Marquee relationships with more than 1,200 regular domestic clients for yarn and fabric and around 60 leading international brands for garments
- Trendsetting welfare policies including higher education facilities for employees & various CSR activities
- An exemplary and massive ETP in its Processing Unit to treat 5 Million litres a day
- Quality initiatives and consistent technology upgradation secured several International Accreditations
- With 105 million Knitted Garments capacity, KPR has become one of the largest Apparel Manufacturers in India. In addition 10 million Knitted garment Capacity at Ethiopia. New Garment facility with 42 Million knitted garments per annum is planned
- Eco-friendly Processing facility and sophisticated high resolution printing facility
- Retail segment - ‘FASO’ - 100% Organic Cotton Men’s innerwear Sportswear and Athleisure
- To enlarge export activities established a Company at Singapore

Presence across the textile value chain



Key competitive advantages

Strong Fundamentals

- Rich exposure in textile and apparel Industry
- Consistent better performer even during tough times and growth driven entity
- Dividend track record since listing

Largest vertically Integrated Apparel Manufacturer strategically located

- Assuring superior quality products meeting market requirement
- On time delivery – An essential factor for market reputation
- Facilities located within a 50 KM radius of Tirupur, the largest apparel manufacturing cluster in Asia
- Proximity to buyers helps to reduce the material handling costs and facilitates immediate feedback
- Utilize the key technical personnel across all plant sites

Strategic Investment in Green Power

- Ability to maintain power cost through investment in Green Power
- 61.92 MW Wind Power & 40 MW Co-Gen
- Green power availability throughout the year

Scale of Economy

- Low power cost through captive green power
- Minimal finance cost through prudent financial planning

Key competitive advantages Contd...

Rejoiced Workforce

- Feel at home accommodation and amenities including Higher Education, Vocational training, yoga, meditation, library, sports, swimming pool, etc.
- The trendsetting welfare factors crowned by Five Star Certification & Higher Education facilities at KPR distinguishes it from Peer Group with higher efficiency level and lower attrition rate facilitating enhanced Productivity at optimized Operating cost
- During Covid-19, KPR employees stayed back acknowledging KPR's parental care, though the industry faced return of migrant employees to home town

Strong client base

- More than 1,200 Customers for yarn & fabric
- Around 60 Top International Brands
- Exporting to over 60 Countries

Growth Initiatives

- Converted conventional yarn capacity to value added yarn, carrying premium prices
- Expanded garment capacity to 105 million garments per annum – Making KPR a largest Knitted garment manufacturer in India. In addition 10 million knitted garment capacity at Ethiopia. New garment facility with 42 million knitted garments per annum is planned
- Eco-friendly Processing facility and sophisticated high resolution printing facility
- Company at Singapore-To enlarge Export business
- Retail segment - 'FASO' - 100% Organic Cotton Men's innerwear, Sportswear and Athleisure

Key Growth drivers of Indian Textile Industry

INDUSTRY GROWTH DRIVERS

- Most cost competitive Textile manufacture base
- Largest Cotton base – Number one in World
- Most efficient Spinning sector in the World
- Second biggest exporter of textile & apparel
- Growing Domestic & Global demand
- Challenges of growth in neighboring competing countries driving the Indian textile Industry
- India has an edge over other major competitors in Asia in respect of cost of production

COMPANY SPECIFIC GROWTH DRIVERS

- Consistent Modernization & Capacity Expansion – enhanced realization
- Value Added Yarn - Compact, Melange, PC, Colour Melange, Slub & Grindle Yarn– Volume Driven Growth
- A largest Knitted garment manufacturer with 115 mn garment capacity. New garment facility with 42 mn garments per annum is planned
- Eco-friendly Processing facility and sophisticated high resolution printing facility.
- Self sufficiency in power generation
- Increased focus on exports
 - Enhanced garment production
 - Penetrate into newer markets for garments & yarn
 - Impressive response from existing clients, new buyers and new market
- Garment factory in Ethiopia
- Company at Singapore-To enlarge Export business
- Retail segment - '**FASO**' 100% organic Cotton Men's wear.

Evolution



- ❖ 1984 – Maiden business at Coimbatore, India
- ❖ 1989 – Knitted garment export at Tirupur.
- ❖ 1995 – First spinning unit at Sathyamangalam with 6,000 spindles. Increased to 30,240 spindles by 1999

1984-1999

- ❖ 2001 – Spinning mill at Karumathampatti with 30,240 spindles; Knitting facility & Wind mill for captive use
- ❖ 2003 – Spinning unit at Neelambur with 50,784 spindles; Knitting facility & Wind mill
- ❖ 2005 – At Arasur 1,00,800 spindles; Knitting facility, Garment Unit of 26 Million garments and Wind Mills

2000-2005

- ❖ 2006 – Private Equity participation by leading US Corporate 'Brandot Investments' & Two others - \$ 25 Mn
- ❖ 2007 – IPO at a premium. Shares Listed at Bombay & National Stock Exchanges, India
- ❖ 2008 – Fabric Processing Unit at SIPCOT, Perundurai 9,000 MT per annum with trendsetter Effluent Treatment Plant

2006-2009

Evolution Contd...

- ❖ 2010 – Exclusive value added **Compact** Spinning unit of 1,03,680 spindles at Karumathampatti & Wind Mills

- ❖ 2011 – Modernization & expansion of 21,216 spindles at Sathyamangalam

2010-11

- ❖ 2012 – Another Value added product **Melange** yarn. 16,608 spindles at Karumathampatti.
- ❖ 2013 - Co-gen cum Sugar Plant at Karnataka - 30 MW & 5000 TCD capacity

2012-13

- ❖ 2014 - Expanded Garment capacity at Arasur by 10 Mn garments,
- ❖ 2015 - New green field Garment capacity at Thekkalur with 12 Mn garments

2014-15

Evolution Contd...

❖ 2016 – Established New green field garment facility of 36 Mn garments at Thekkalur Plant III

❖ 2017 – Established new Eco-friendly Processing capacity with Advanced Technology – 9000 MT. Established Sophisticated high resolution printing division – 7500 MT

2016-17

❖ 2018 – Established 10 Million Garment manufacturing unit at Mekelle, Ethiopia

❖ 2019 – Increased Processing capacity by 4000 MT

❖ 2019 – Brown field garment expansion by 10 Mn garments in existing facilities

2018-19

Evolution Contd...

- ❖ 2019 – Set up 130 KLPD Ethanol Plant along with 10 MW Co-gen power
- ❖ 2019 –Retail segment : ‘FASO’ 100% Organic Cotton Men’s inner wear Sports wear and Athleisure
- ❖ 2019 - To enlarge export activities in Asia, established a Wholly owned Subsidiary Company at Singapore

2019

- ❖ 2020 – Knitting facility of 13000 MT at karumathampatti
- ❖ 2020 – Vortex Viscose Yarn capacity of 4000 MT at Neelambur
- ❖ 2021 Processing unit modernization - Capacity increase 3000 TPA

2020-21

Key Highlights of Q4 FY 2021

- Q4 FY21 Revenue up by 28.07% YoY to 1,129.72 Crores as against 882.05 Crores
- Q4 FY21 EBITDA up by 91.79% YoY to ₹ 279.27 Crores as against ₹ 145.61 Crores
- Q4 FY21 PBT up by 144.65% YoY to ₹ 238.17 Crores as against ₹ 97.35 Crores
- Q4 FY21 PAT up by 130.08% YoY to ₹ 186.16 Crores as against ₹ 80.91 Crores
- Q4 FY21 Garments Production up by 14.74% YoY to 26.46 Mn Garments as against 23.06 Mn Garments
- New expansion project of 42 Million Garments factory and Sugar cum Ethanol plant progressing as per schedule



Consolidated P&L



₹ Crore	Q4 FY21	Q4FY20	YoY %	FY2021	FY2020	YoY
Revenue	1,129.72	882.05	28.1%	3568.99	3389.09	5.3%
Raw Material	644.58	564.42		1962.93	1987.19	
Employee Expenses	101.71	79.04		393.68	394.40	
Other Expenses	104.16	92.98		343.98	349.09	
EBITDA	279.27	145.61	91.8%	868.40	658.41	31.9%
EBITDA Margin	24.7%	16.5%		24.3%	19.4%	
Interest & Finance Charges	7.78	11.65		32.84	49.65	
Depreciation	33.32	36.61		146.70	137.09	
PBT	238.17	97.35		688.86	471.67	
Tax	52.01	16.44		173.60	94.99	
PAT	186.16	80.91	130.1%	515.26	376.68	36.8%
PAT Margin	16.5%	9.2%		14.4%	11.1%	

Self sufficiency in Power with 102 MW Green Power portfolio

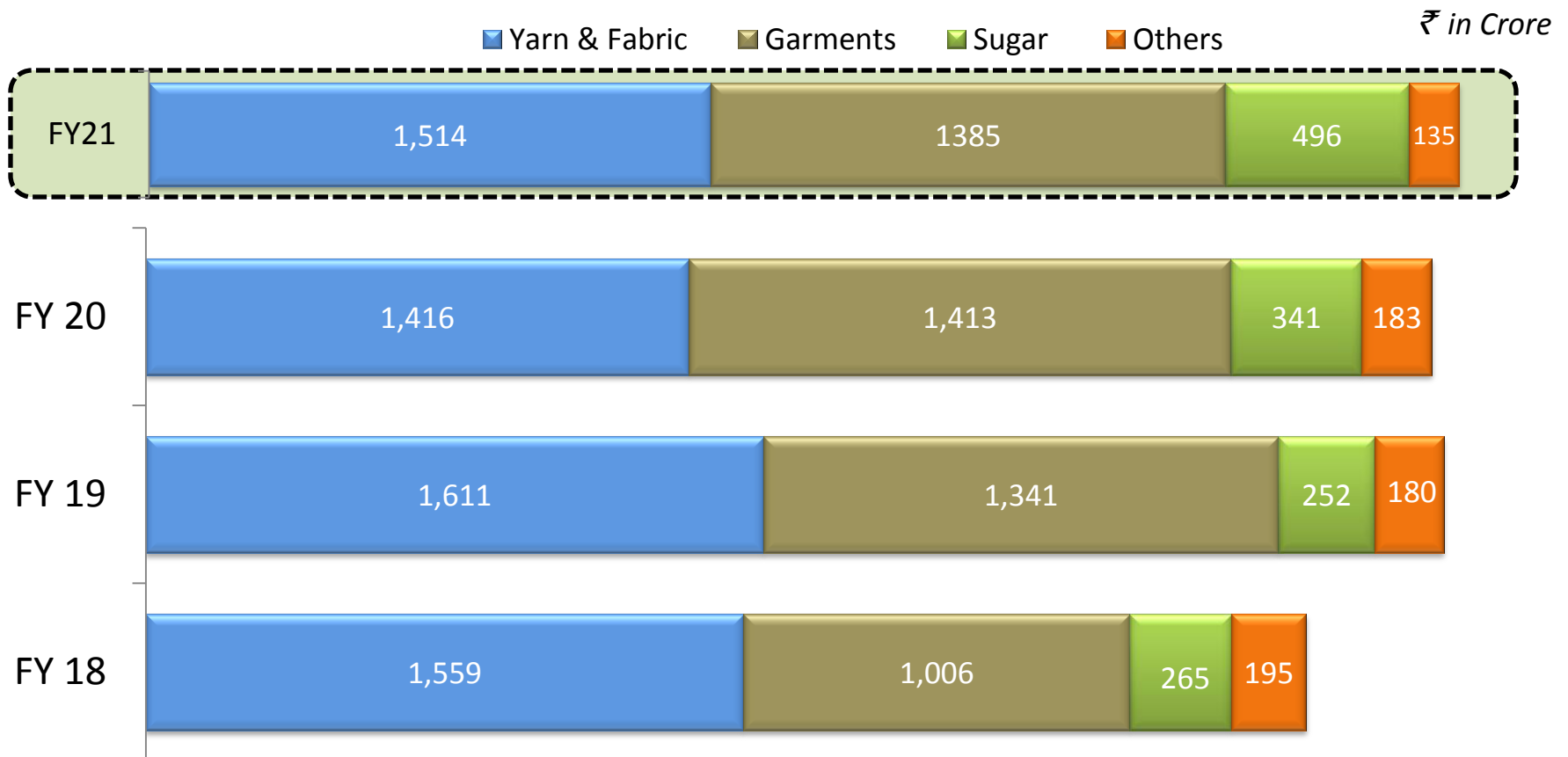
Strategic Investment in Wind Power Project 61.92 MW

- One of the largest Captive power generators in Textile Industry
- Invested in eco-friendly Wind Mills at Tirunelveli, Tenkasi, Theni & Coimbatore Districts in Tamil Nadu, India
- Total Wind Power Capacity 61.92 MW
- 60% of Textile power requirement met through wind power

Investments in Co-Gen Power Project 40 MW

- Invested in 40 MW Co-Gen Power Project
- With Co-gen Power, KPR attained self sufficiency in meeting its substantial power requirement throughout the year

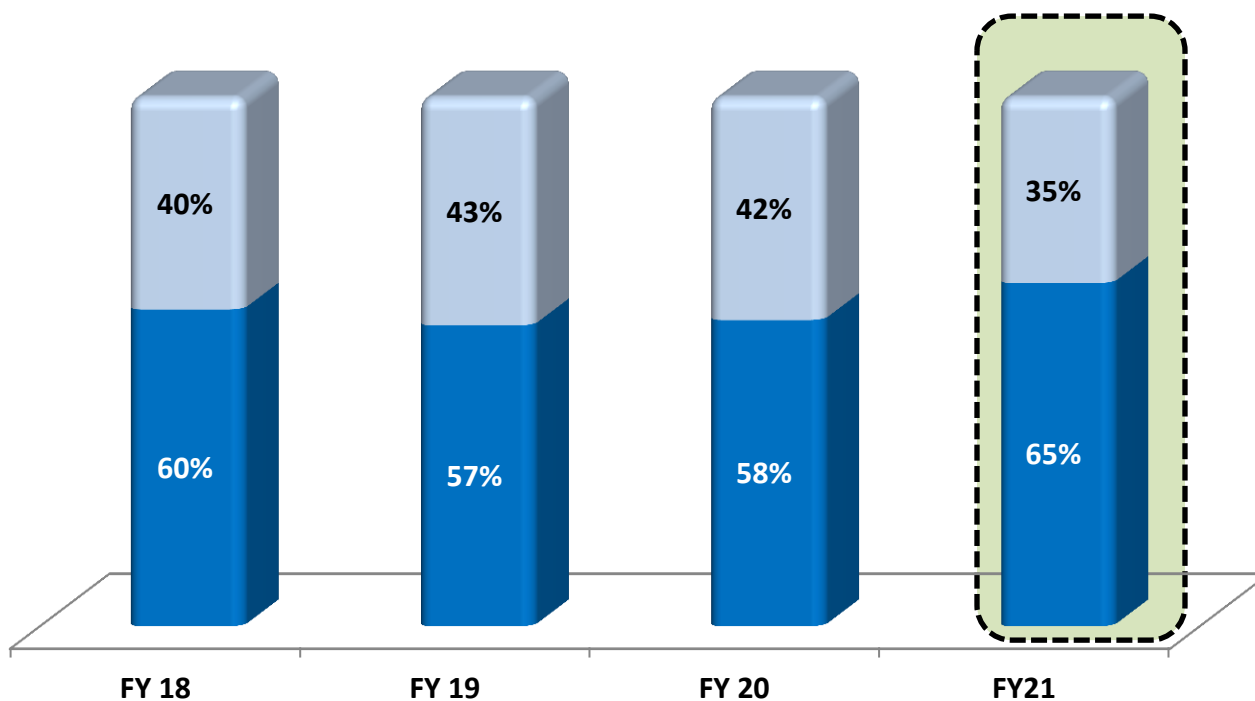
Segment Wise Revenue contribution



Geographical Split

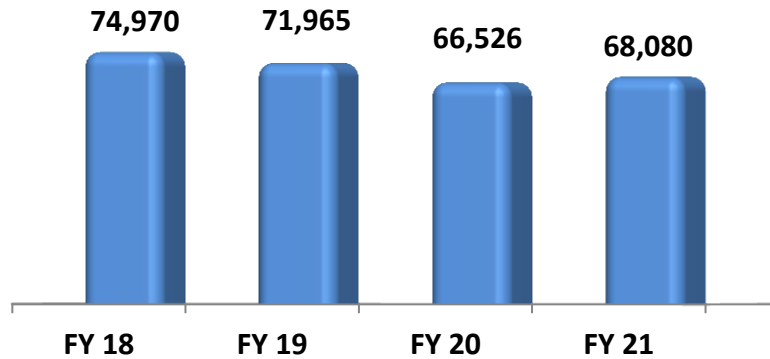


■ Domestic Sales ■ Exports

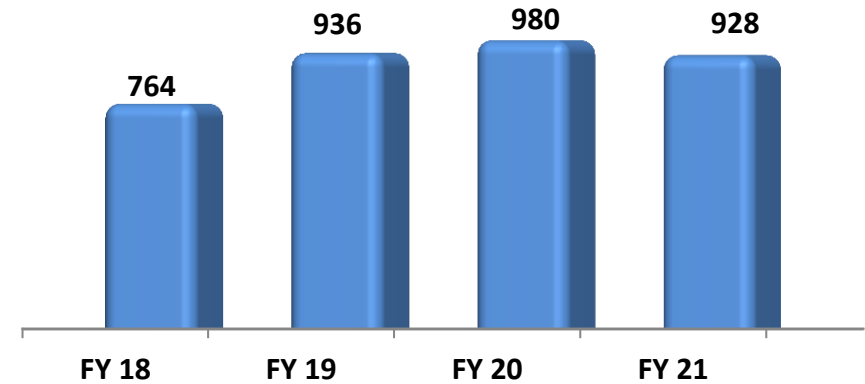


Historical Performance

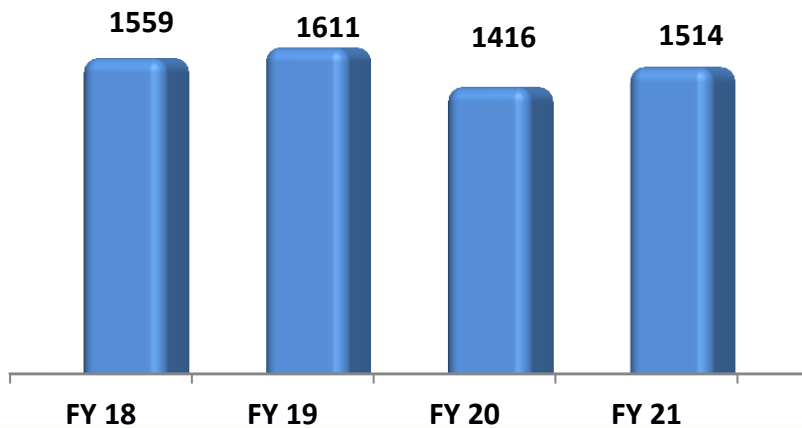
Yarn & Fabric Sales [MT]



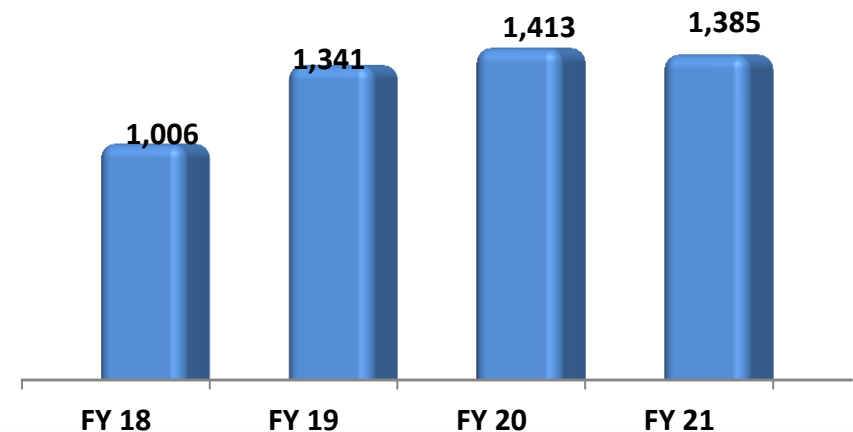
Garment Sales [No. of Garments in Lacs]



Yarn & Fabric Sales [₹ Crore]



Garment Sales [₹ Crore]




Profit distributed to Share Holders


Particulars	FY 17	FY 18	FY19	FY20	FY21
Profit After Tax - ₹ Crores	286.82	290.38	334.87	376.68	515.26
- Buyback - ₹ Crores	97.02	108.13	263.31	--	--
- Dividend - ₹ Crores	6.67	6.54	6.54	36.27	30.96
- Dividend %	15	15	15	90	* 90

* Final Dividend 15% subject to approval of Share holders at AGM

 **FASO**[™]
ITALIAN AT HEART  

B O D Y W E A R

 100% ORGANIC COTTON

 COTTON STRETCH

For further information, please contact:

Company :

KPR Mill Limited
CIN - L17111TZ2003PLC010518
Mr. PL Murugappan, CFO
murugappan@kprmill.com

www.kprmilllimited.com
